



Haverling
LONDON BOROUGH

Childcare Sufficiency Report 2019 - 2021

Section	Content	Page number
	The Strategic Context For Childcare Sufficiency	3
	Executive Summary	4
1	Principles and Guidelines National picture – statutory duty Policy direction	5
2	Early Education and Childcare Who can deliver early education and childcare places When can children take up their free funded early education and childcare	8
3	Early Years And Childcare Provision In Havering- Demand For Childcare Geographical picture Local picture Child population in Havering Children with Special Educational Needs & Disabilities Children of School Age Take up of funded early education Childcare Costs	11
4	Early Years And Childcare Provision In Havering- Supply of Childcare Number of Early Years providers & Places Early Years Vacancies Early Years atypical hours Number of school age providers Providers Offering funded early education places Quality of childcare	17
5	2017/18 Childcare Sufficiency Data Ward Profile Data	21
6	Commissioning Early Years Education And Childcare What we have done so far Future Planning & Recommendation	30

THE STRATEGIC CONTEXT FOR CHILDCARE SUFFICIENCY

The Childcare Act 2006 gives Local Authorities a key role in shaping the childcare market in their area. Working with providers from the private, voluntary, independent and maintained sectors, the Local Authority will look to create a strong, sustainable and diverse childcare market that meets the needs of parents. It focuses in particular on sufficient, sustainable and flexible childcare that is responsive to parents' needs.

Section 6, of the 2006 Act gives Local Authorities a duty of securing, so far as is reasonably practicable, that the provision of childcare (whether or not by them) is sufficient to meet the requirements of parents in their area in order to enable them to:

- Take up, or remain in, work, or
- Undertake education or training which could reasonably be expected to assist them to obtain work.

Section 7, also gives them a related duty to secure free early years provision for pre-school children of a prescribed age.

Section 12, gives Local Authorities the duty to provide information, advice and assistance to parents and prospective parents relating to the provision of childcare, services or facilities that may be of benefit to parents and prospective parents, children and young people, something that is strengthened in the Childcare Act (2016)

Section 13 gives Local Authorities the duty to provide information, advice and training to childcare providers.

The Education Act 2011 gives parents of disadvantaged two year olds a new right to free early year's education and care.

The Childcare Act 2016, Section 1 places a duty on the Secretary of State to secure the equivalent of 30 hours of free childcare over 38 weeks of the year for qualifying children. Children in England will qualify if they are under compulsory school age and meet the description set out in the regulations made under section 2. Section 2 allows the Secretary of State to discharge their duty under section 1 of the Act by placing a duty on the Local Authority to secure free childcare for qualifying children.

EXECUTIVE SUMMARY

The Children and Families Act 2014 states that Local Authorities should report annually to elect Council Members on how they are meeting their duty to secure sufficient childcare, and make this report available and accessible to parents.

The purpose of this report is to set out in detail the strategic action plan of how the Local Authority is ensuring the sufficiency of childcare in the borough

The Childcare Sufficiency Report also:

1. Sets out the principles and planning guidelines on early years both nationally and locally.
2. Provides demographic and contextual picture of the early years provision in Havering.
3. Provides information on the demand of childcare in Havering including data in relation to children with disability (SEND), school age children and the take up funded early education places.
4. Provides an indication of the supply, quality and affordability of childcare across the borough.
5. Provides childcare sufficiency data, population of two, three & four years old and number of childcare providers by wards.
6. Outlines key achievements since the last childcare sufficiency report, provides future planning/ recommendations for addressing potential shortfall of early education and childcare places, including increasing the take up of 30 hours free childcare.

This report provides a link to the early years local offer to help parents, early years providers and the wider communities access information regarding the support available to them.

The number of early education and childcare places provided in this report and the supporting information on projections & data utilises the 2018 GLA-Borough Preferred Option (BPO) Population projections, the early years Summer Term 2017 census data, 2017 DWP list and January 2018 School census for children on roll and unless where otherwise specified.

Section 1: PRINCIPLES AND GUIDELINES

1.1 National Policy

Current statutory guidance requires Local Authorities to report annually to elected Council members on how they are meeting their duty to secure sufficient childcare, and make this report available and accessible to parents.

Local Authorities are responsible for determining the appropriate level of detail in their report, geographical division and date of publication. However, the report should include:

- A specific reference to how they are ensuring there is sufficient childcare available to meet the needs of: children with special educational needs and disabilities, children from families in receipt of the childcare element of Working Tax Credit or Universal Credit, children with parents who work irregular hours, children aged two, three and four taking up early education places; school age children; and children needing holiday care.
- Information about the current and projected supply and demand of childcare for particular age ranges of children, and the affordability, accessibility and quality of provision.
- Details of how any gaps in childcare provision will be addressed.

In order to secure sufficient childcare places, Local Authority should:

Take into account what is 'reasonably practicable' when assessing what sufficient childcare means in their area and:

- The state of the local childcare market; including the demand for a specific types of providers in a particular locality and the amount and type of supply that currently exists;
- The state of the labour market including the sufficiency of the local childcare workforce
- The quality and capacity of childcare providers and Childminders registered with a Childminder agency, including their funding, staff, premises, experience and expertise
- Encourage schools in their area to offer out of hours childcare from 8.00am to 6.00pm and in school holidays
- Encourage existing providers to expand their provision and new providers to enter the local childcare market.
- Encourage providers to take a sustainable business approach to planning and signpost providers to resources to support them, for example the business sustainability tool kit published by the Department, this can be found at the following link:
<https://www.gov.uk/government/collections/early-years-business-sustainability>

1.2 Policy direction

There have been significant developments and changes, affecting the early years and childcare sector, including:

- Introduction of National Early Years Single Funding Formula, including the introduction of a new SEN Inclusion fund and Disability Access Fund;
- Publication of the national model agreement for providers;
- Following national consultation, the introduction to new Statutory Guidance and Operational Guidance;
- Launch of the Childcare Choices website (www.childcarechoices.gov.uk) and Eligibility Checking Service, for parents to apply for 30 Hours Free Childcare Places and to set up a Tax Free childcare account;
- Publication of the national Workforce Development Strategy for the sector; and
- DfE invited Local Authorities to bid for capital funding to provide additional childcare places for 3 and 4 year olds who are eligible for 30hours free childcare

National Living Wage

This policy initiative will impact on providers by potentially increasing staffing costs. Staff costs constitute the largest component of the cost base of childcare providers¹⁰ and the introduction of the National Living Wage will increase earnings for a full-time worker aged over 25 years old by £910 a year relative to the National Minimum Wage. The actual impact on individual settings will be governed by the staffing structure, age of employees, current pay and hours worked.

Automatic enrolment for employee pensions

Automatic enrolment is being rolled out, in stages, across all employers from October 2012, starting with the larger employers. From February 2018 all eligible workers will have been automatically enrolled into a workplace pension scheme - every employer must automatically enrol workers into a workplace pension scheme if they are aged between 22 and State Pension age and earn more than £10,000 a year. The introduction of automatic enrolment may also impact on provider's costs.

Tax-Free Childcare

Tax-Free Childcare was introduced in 2017 and aims to provide 20% support on childcare costs up to £10,000 per year for each child. Childcare vouchers will be withdrawn (existing childcare vouchers will be honoured). Tax-Free Childcare is aimed at supporting working families by reducing childcare costs. If you have a child who is disabled you may be able to get up to £4,000 a year until they are 17 years olds.

30 hours childcare for eligible three-and-four-year-olds

Eligible families have been entitled to 30 hours free childcare from September 2017. Eligibility for the new entitlement is households are:

Both parents are working and/or:

- One parent working in lone parent family (earning equivalent of 16 hours a week on National Minimum Wage including those receiving Tax Credits or Universal Credit)
- One/both parents away on leave (parental, maternal etc.)
- One/both parents on Statutory Sick
- The other parent has either: substantial caring responsibilities and/or disability Any parent earning over £100,000 per year will not be eligible.

The 30 hours includes the 15 hours early years universal entitlement and an additional 15 hours (per week up to a maximum of 38 weeks, or 570 hours stretched across more weeks of the year).

Data released by The Department for Education (June 2016) showed that there will be an estimated 1,446 eligible children in London Borough of Havering that will be eligible in September 2017

National Early Years Funding Formula

The Government has committed to uplift the national average rate paid for the two- three-and four-year-old entitlements. A national funding formula for early years was introduced in 2017 this was to ensure that funding is transparent and fairly distributed between different types of providers and different part of the country.

Changing the age range of schools to take two year olds as pupils

Maintained schools can run a nursery for children two to four years of age, and can lower their age ranges by up to two years without having to follow a formal statutory process. An Academy or Free School will need to submit a fast-track request to lower their age ranges by up to two years. This does not need a formal business case.

If a maintained school, academy or free school is changing its age range by more than two years (for example, moving from a 5-11 age range to a 2-11 range) a formal process still needs to be followed. Details can be found at <https://www.gov.uk/government/publications/school-organisation-maintained-schools>

Section 2: EARLY EDUCATION AND CHILDCARE

The Role of Early Education and Childcare

‘High quality early education and childcare...can have a powerful impact on young children...a good start in these early years can have a positive effect on children’s development, preparing them for school and later life.’

More Great Childcare 2013

All children who meet the prescribed criteria are able to access high quality early education regardless of their parents’ ability to pay – benefiting their social, physical and mental development and helping to prepare them for school.

Benefits to children and families

Sufficient, high quality, affordable, sustainable, and accessible childcare has a huge benefits for both parents and child, i.e.

- Affordable childcare supports families to work, or train to maximise work opportunities which helps to raise household income and improve outcomes for children – children in workless families are three times as likely to be in relative poverty than families where at least one parent works ;
- A good quality pre-school experience supports children’s cognitive and emotional development, aiding transition between home and school and improving school readiness. A 2012 Department for Education (DfE) research report evidenced that early education starting at an early age had a direct impact on the attainment of children.

Who can deliver early education and childcare places?

Eligible two, three and four year olds may attend an early education and childcare provider registered with the Local Authority. Early years funding is offered over a minimum of 38 weeks (33/35 weeks in independent schools). Parents can claim a maximum of 10 hours funding in one day, not before 6am or after 8pm and with no more than two providers in a single day. All approved early education and childcare Providers in Havering, including, breakfast, afterschool and holiday providers, childminders, preschools, day nurseries, independent, maintained and academy schools with nurseries and Local Offer provisions are available on the [Family Services Directory](#).

The [Local Offer](#) sets out in one place information about various types of provision parents can expect to be available across education, health and social care for children and young people who have Special Educational Needs (SEN) or are disabled. The information is also applicable to children who do not have an Education, Health and Care (EHC) Plan.

When can children take up their free funded early education and childcare?

Children can start at an early year’s Provider from the term after the second or third birthday. Three and four year olds eligible for 30 hours childcare will also need to have a valid eligibility code. All four year olds, not in a Reception class, can access early education and childcare funding.

A child born in the period	Will become eligible for a place from
1st April to 31st August	From 1st September following the child's birthday (Autumn term)
1st September to 31st December	From 1st January following the child's birthday (Spring term)
1st January to 31st March	From 1 st April following the child's birthday (Summer term)

Free Funding for Two year olds - Families may be eligible for an early education and childcare for their two year old if the parent receives certain income related benefits, has a low income, if the child has been looked after or has a special guardianship order, child arrangements order or adoption order in place, the child receives Disability Living Allowance or the child has a current statement of SEN or an Education Health and Care Plan (EHCP).

Eligible families will be able to access up to 15 hours term time, or 10/11 hours (stretched offer) a week over up to 52 weeks of the year, of early years funding from the term after the child's second birthday. Parents must apply online and will be informed within two working days if they are eligible for funding. Once eligible, parents must contact the early year's provider directly to find out about vacancies, fees and contract arrangements and provide email evidence of their offer of funding.

Free funding for Three and Four year olds - 15 hours (universal entitlement) - All three year olds from the term after the third birthday and all four year olds are eligible for up to 15 hours term time, or 10/11 hours (stretched offer) a week over up to 52 weeks of the year of early education and childcare funding. Parents do not need to apply online for three and four year olds, but should contact the childcare providers directly to find out about vacancies, fees and contract arrangements.

Free funding for Three and Four year olds - 30 hours (extended entitlement) - From September 2017, working parents of three and four year olds may be eligible for an additional 15 hours of childcare for their three and four year olds, if both parents are working (or the sole parent is working in a lone parent family), and each parent works on average 16 hours a week at National Minimum Wage (NMW) or the National Living Wage (NLW) and each parent earns less than £100,000 per year.

Families will remain eligible if one parent is working and the other has a disability or substantial caring responsibilities. A parent is away from work temporarily (sick leave or maternity/adoption leave). A grace period has been put in place by government to assist parents whose employment circumstances change.

A child is eligible to start their 30 hours place the term following their third birthday or the term following the date, on which they received their code, whichever is the later. Parents must have their codes verified in advance of the term that the child intends to take up a 30 hour place. Parents can reserve a place for their child with their provider prior to the code being

checked, but the code must be verified before the child can take up their place

Stretched Offer - Where providers wish to meet parental demand to provide their free entitlement of 570 or 1140 hours in fewer hours per week over more than 38 weeks of the year, the Local Authority will fund alternative provider models that meet the conditions set out in the Early education and childcare statutory guidance for Local Authorities.

Early Years Pupil Premium (EYPP) Three and four year olds only - Providers will be eligible to receive additional funding to support children's improved outcomes and/or to purchase additional resources for use at an early education and childcare provision for children whose families receive: certain income related benefits, have a low income, for looked after children, those with special guardianship, child arrangement or adoption orders, children with a statement of SEN or an EHCP.

Disability Access Funding (DAF) Three and four year olds only - The DAF supports access to early years places by, for example, supporting providers in making reasonable adjustments to their provision and / or helping with building capacity (be that for the child in question or for the benefit of children as a whole attending the provision). The child must be in receipt of Disability Living Allowance (DLA) and receive free early education and childcare funding but do not have to take up the full entitlement. Four-year olds in primary school reception classes are not eligible for DAF funding.

Section 3: EARLY YEARS AND CHILDCARE PROVISION IN HAVERING- DEMAND FOR CHILDCARE

This section provides an overview of the demand for early years and childcare in Havering.

Childcare refers to any provision inclusive of education for children under school age and any supervised activity outside of school hours for children of school age where it cannot be cancelled and is reliable.

Childcare can be either formal, which is usually registered (with Ofsted or the Independent School Inspectorate) and paid for, or informal, which is usually not registered and often not paid for.

3.0 Geographical picture

The London Borough of Havering is the 3rd largest borough in London 43 square miles located on the northeast boundary of Greater London and contains 18 electoral wards with postcodes mainly falling into the Romford postal area (RM1 to RM7 and RM11 to RM14) but a small number fall into the Chelmsford postal area (CM12 and CM13).

It is bordered to the north and east by the Essex countryside, to the south by a three mile River Thames frontage, and to the west by the neighbouring London boroughs of Redbridge and Barking & Dagenham.

Havering's transport links makes it very accessible to neighbouring boroughs. The M25 motorway forms part of the borough boundary to the east with North Ockendon the only settlement to fall outside. The A12 (near Romford) and the A13 (near Rainham) are the main trunk radial routes from central London and are located to the north and south of the borough respectively. The A127 trunk route to Southend begins at Gallows Corner; which also forms the eastern end of the A118 local artery from Stratford. The A124 local artery from Canning Town terminates at Upminster.

The District line of the London Underground runs roughly east–west through the middle of the borough and there is an extensive network of London Bus routes, linking all districts to Romford and other places beyond the borough. The London, Tilbury and Southend Railway (operated by c2c) passes through the borough in two places and the Great Eastern Main Line (operated by TfL Rail and Abellio Greater Anglia) passes through the north of the borough serving Romford, Gidea Park and Harold Wood.

This road and rail interlinks therefore is a major attraction to working parents both resident and non-resident who are in need of childcare, to access the various childcare provision available in the borough.

Havering is mainly characterised by suburban development, with almost half of the area dedicated to open green space, particularly to the east of the borough where strict Green Belt restrictions have prohibited the extension of existing developments. However, being adjacent to the Thames is within the London Riverside section of the Thames Gateway redevelopment area. This will therefore be a site of increasing development and population change.

3.1 Local Picture

Havering supports a mixed economy of childcare and early education provision including the maintained sector and private, voluntary and independent sector (PVI). All sectors have a key role to play in offering services to families.

The childminder sector is now offering significant places within the early education and childcare in Havering. Childminders deliver a flexible service to families and a valuable alternative to the day nursery, pre-school and school provision in Havering.

Over the last reporting period there has been a growth in the opening of new provision across the borough which is a welcome addition to the childcare sector in Havering. A number of maintained nurseries have been established to deliver early education and childcare places, this offers additional opportunities to parents in Havering.

Demand for childcare is monitored via Family Information Service and the Family Service Directory. Information about early education and childcare providers is available online on www.havering.gov.uk/fsd. The service directory is a local guide to services, organisations and activities for children, young people, adults, families/carers and professionals. The childcare search facility enables parents/carers to search for any type of Ofsted registered childcare within a chosen radius of a postcode.

3.2 Child population in Havering

Current projections show that there are 16474 children under the age of five living in our Local Authority as of 2018.

The table below shows the projected child population 0-4 age groups in Havering over the next five years.

Year	0-4 years Borough Total
2018	16474
2019	16726
2020	16938
2021	17087
2022	17160
2023	17237

Data Source: GLA 2016- based BPO Projections - ward and borough projections.

The wards with the highest projected increase of 0-4 year olds over the next five years are Brooklands, Gooshays, Harold Wood, Romford Town and South Hornchurch. Based on our current projections, there are sufficient funded 2 year old places; however Elm Park, Gooshays, Harold wood, Rainham & Wennington and Squirrels Heath wards are showing potential shortfall of funded 3 & 4 year old Early Years places within the next five years.

Changes to the population of children in our area

In Havering we have seen an increase of 52% in the number of births between calendar years 2002 to 2016. This includes a 19% increase in the birth rate from 2012 to 2016. Havering saw the highest birth rate increase over this period for a London Local Authority.

According to the Greater London Authority (GLA), Local Authority population projections Housing-led Model, the population of Havering is projected to increase from 257,514 in 2018 to 276,645 in 2023 and 294,665 in 2028; an increase of 7% and 14% respectively from 2018. The largest increases in population will occur in children (0-17 years) and older people age groups (65 years and above) up to 2033. In addition, Havering has experienced the largest net inflow of children across all London boroughs in recent years. In a six year period (from 2011 to 2016), 4,580 children have settled in the borough from another part of the United Kingdom. Demand for childcare may change if the number and characteristics of children and families in our local area changes.

The populations in Romford Town, Brooklands and South Hornchurch wards are expected to increase the most over the next fifteen years. The projected increase in population in Romford Town is mainly due to its rapidly growing economy and new housing developments; whereas inflow migration from neighbouring boroughs mainly account for the projected population increase in Brooklands and South Hornchurch.

3.3 Children with special educational needs and disabilities (SEND)

Children with special education needs and disabilities are entitled to support with childcare up to the age of 18. The estimated numbers of children with SEND in our Local Authority are as outlined in the table below;

Provision	Number of children	
	2018/19	2019/20
Primary	425	431
Secondary	303	312
Special	329	336
Post 16	352	349

Children's needs change over time and are identified at different ages. Among the youngest children, SEND may only be identified when they start in childcare or school.

We are projecting an increase in the number of pupils with SEND from 3-25 in 2018/19 and 2019/20 and we expect this to continue in the future with the highest growing need category being in Communication and Interaction needs.

As part of the Havering High Need Strategy we will review practices and processes across early years, both within the local authority and providers, in addition to

increasing the early years' Inclusion Fund. This Fund supports specialist provision for children in early years' settings. The focus for development will be:

- Review delivery of early intervention programme to ensure good outcomes for children
- Support providers to bid into the inclusion fund for accredited training and status

For further information on the developments in the measures that will be focused on to support early years providers across the borough in ensuring that there is sufficient provision of childcare which is suitable for disabled children can be found in the [Havering High Needs Strategy 2017-2022](#)

3.4 Children of school age

In total there are 20953 children aged 5-11, and 10104 children aged 12 to 14 living in our Local Authority. These children may require childcare before and after school, and/or during the school holidays.

This data broken down by Year group is as shown below;

Year Group	Total
R	3162
1	3139
2	3058
3	2917
4	2956
5	2932
6	2789
7	2541
8	2562
9	2538
10	2463
Grand Total	31057

3.5 Take up of funded early education

The 2 year old children taking up their funded places (for at least some of the available hours) proportion of those eligible in 2017 is 55%.

The 3 & 4 year old children taking up their funded place in Summer 2017 (for at least some of the available hours) as proportion of the 2018 BPO population projections for Havering residents is 75%.

3.6 Childcare costs

The Majority of children in Havering are not poor but around 8800 live in income-deprived households. Gooshays and Heaton wards have the highest proportion of children living in poverty

Each year the Family and Childcare Trust conducts a survey of Local Authority Family Information Services (FIS) to find out about childcare costs in Britain. The childcare costs survey asks Local Authorities to estimate an average price that parents pay for different forms of childcare. It is important to note that the survey does not look at what providers estimate their services actually cost which is likely to be a different amount because of complex systems of cross-subsidy and the range of business models.

The average price of 25 hours of care a week for a child under two in a nursery is £122 across Great Britain, or £6300 per year. Costs reduce slightly when a child turns two. This is because staffing ratios tend to be higher, and hence staff costs greater, for the youngest children.

For the purpose of this report the Family and Childcare Trust looks at nursery and childminder provision based on 25 hours and 50 hours childcare per week.

The following table details the report findings (Childcare Survey 2018 (Family and Childcare Trust) and includes data submitted by London Borough of Havering based on responses from childcare providers:

Price of 25 hours a week childcare for children under 3'

	Nursery under two	Nursery Two	Childminder under 2	Childminder Two and over
Britain	£122.46	£119.47	£107.41	£109.44
England	£124.73	£120.66	£110.61	£109.95
London: Inner	£183.56	£174.47	£155.14	£154.11
London: Outer	£145.44	£134.03	£135.71	£135.36

Prices of 50 hours a week childcare for children under 3'

	Nursery under two	Nursery Two	Childminder under 2	Childminder Two and over
Britain	£232.84	£229.33	£217.30	£216.10
England	£236.19	£231.75	£218.22	£217.06
London: Inner	£342.78	£323.40	£307.77	£305.58
London: Outer	£269.06	£258.96	£260.65	£261.36

Support with the costs of childcare

All parents with young children, and some parents with older children, are entitled to support from Government with their childcare costs: either through the benefits system or through other support for working parents. This is only available if they use childcare which is registered with Ofsted. The schemes available to parents will depend on their family income, child's age, childcare costs, and whether they live in an area where Universal Credit has been rolled out. It is not possible to use tax relief schemes and benefits at the same time.

- **Support through the benefits system**

Universal Credit is currently being rolled out to all claimants (June 2018 in Havering). This process is expected to continue until the early 2020s, and

until this point some families will continue to use the older system of Working Tax Credit.

Universal Credit funds up to 85 per cent of childcare costs up to a maximum of £175 per week for one child or £300 per week for two or more children. The actual amount families get will tend to be less than 85 per cent of their childcare costs as Universal Credit is reduced as people earn more. These caps have not been changed for over ten years, while childcare costs have increased significantly.

The **childcare element of Working Tax Credit** funds up to 70 per cent of childcare costs up to the same thresholds as Universal Credit. Under this system, childcare costs are considered when calculating housing benefit, which can mean parents get as much or more under Universal Credit.

- **Other support for working parents**

Tax free childcare was launched in April 2017 and has been rolled out in phases, beginning with the youngest children. By the end of March 2018 it is now available to all parents with children aged under the age of 12, or up to 16 if the child has a disability.. Free childcare covers 20 per cent of childcare costs up to a maximum of £2,000 per child per year, or £4,000 for disabled children, where no parent earns more than £100,000 per year. It is administered through online accounts – parents pay in money, the Government tops it up, and the money is then transferred to the provider.

From April 2018, **Childcare Vouchers** will no longer be available to new applicants, although families already using them can continue to do so. Childcare vouchers are employer-managed schemes meeting up to £55 of childcare costs per parent per week.

Whilst the early education and childcare entitlement must be provided for and taken up over and above the free entitlement, for children not qualifying for this, charges may apply and this is a private business matter

Section 4: EARLY YEARS AND CHILDCARE PROVISION IN HAVERING- SUPPLY OF CHILDCARE

For the purposes of this assessment the supply of formal childcare includes private day nurseries, preschools, schools with nursery provision, childminders, out of school and holiday clubs. Schools offering out of school provision are exempt from separate registration on the Ofsted Childcare Register but are included within the data. However crèches are not included as any care of less than three hours is not required to register with Ofsted.

4.0 Number of early years providers and places

The table below summarises the number of Early Years and Childcare Providers and their capacity in Havering as of Summer 2018:

In total, there are 398 active childcare providers in our Local Authority, offering a total of 6766 0-5 year old Ofsted registered childcare places.

Type of provision	Number of providers	Number of 0 – 5 Ofsted registered places
Full Day care	46	2032
Sessional Preschool	65	2055
Maintained Nurseries/Academies	22	677
Nursery Unit of Independent Schools	6	127
Childminder*	203	576 (registered 0 to 5)
Holiday Playschemes	11	524(registered 5 to 7)
Out of School	26	775(registered 0 to 5)
Parent and Toddler Groups	19	0

Based on these figures there have been an increase in the number of places registered with Ofsted. This data was correct as at 5 June 2018.

4.1 Early years vacancies

Vacancies are not always a true reflection of spare capacity as they are usually odd days and times which does not meet parental needs/preference and will not meet the forecast demand in an area where there has been projected to be a potential shortfall

In some cases, providers may have a vacancy which is only available for a specific age group, or for a particular part time arrangement. We ask providers to report vacancies to us so we can help promote these. Not all choose to do this.

In general, however, vacancy rates are higher in the autumn, when children start reception.

4.2 Early years atypical hours

Childcare is most commonly delivered during the typical working day – between 8am and 6pm on weekdays. Some parents require childcare outside these times in order to fit with their work or other responsibilities.

The number of providers offering childcare for typical hours in our Local Authority shown in the table below;

<i>Type of provision</i>	<i>Number of providers</i>	<i>Available before 8am weekdays</i>	<i>Available after 6pm weekdays</i>	<i>Available weekends</i>
Childminders	34	31	18	3
Maintained nursery schools	8	3	0	0
Private, voluntary and independent nurseries	80	21	8	2

4.3 Number of school age providers and places

Tracking supply of childcare for school age children is difficult because parents also use other forms of provision during holidays which is not considered ‘childcare’, for example sports, performance or arts clubs. Not all of this type of provision is registered with Ofsted.

4.4 Providers offering funded early education places

In order to deliver any or all of the funded entitlements, a provider must be approved and be part of Havering’s Directory of Providers of Funded Early Education. Early education providers must agree to and sign Havering’s Early Education Funding Agreement. This sets out the expectation agreed by the Department for Education as to what early education is for and how funded early education for 2, 3 and 4-year-olds should be delivered.

Details of settings and the funded entitlements offered is published on the Family Services Directory to assist parents who are looking for a funded early education place.

The table below shows the number of providers offering funded early education places.

Type of provision	2 Year old places only	15 Hrs only	30 Hrs only	2 Year old places & 15 Hrs	15 & 30 Hrs	2 year old places, 15 & 30 Hrs	Total
Childminders	2	4	0	1	32	6	45
Maintained/Academy nursery schools	0	4	0	1	14	2	21
Private, Voluntary and Independent nurseries	0	2	0	5	15	93	115

4.5 Quality of Early Years & Childcare provision

Statutory guidance states that all children should be able to take up their free hours in a high quality early years setting. Evidence shows that higher quality provision has greater developmental benefits for children, particularly for the most disadvantaged children leading to better outcomes. The evidence also shows that high quality provision at age two brings benefits to children's development.

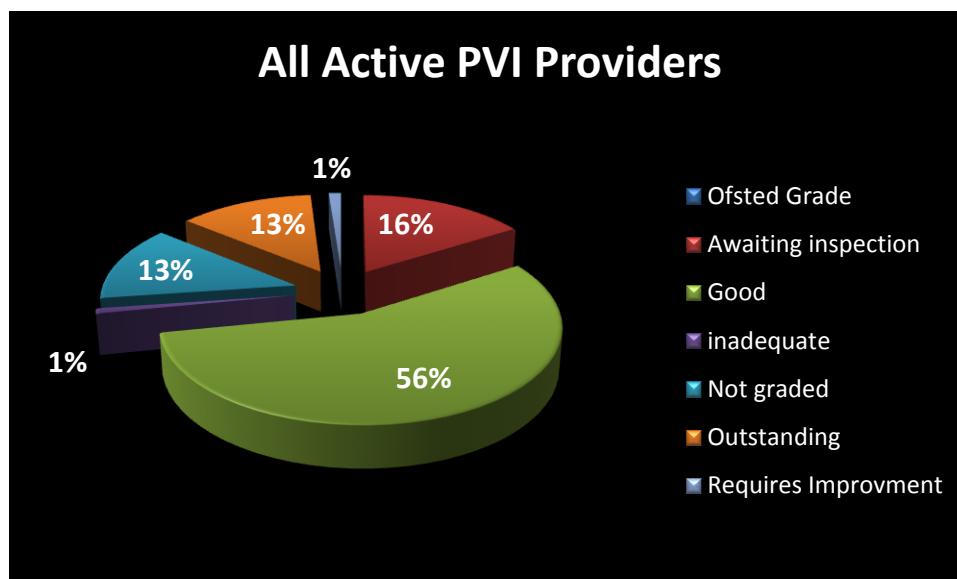
The Local Authority is committed to ensuring high quality early years provision is available to our youngest children. As such, the LA has a new business process which is designed to support both new and existing providers to establish their setting ready to deliver funded childcare places as soon as possible.

Further information is available via this link www.havering.gov.uk/ptr

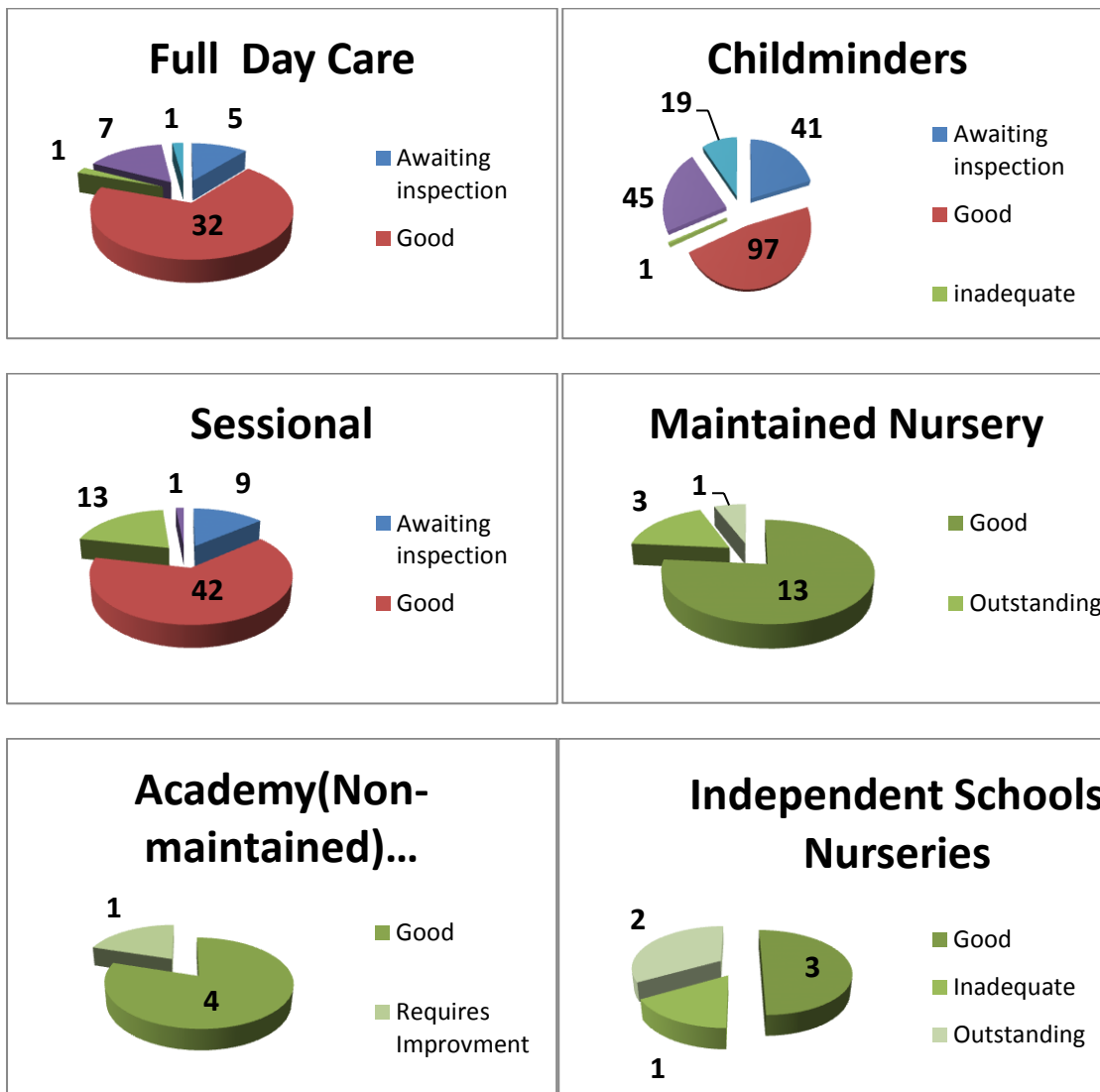
There are three possible levels of support available to early years settings in Havering through the Early Years Quality Assurance Team.

This quality Improvement support available as; intensive, targeted and universal on offer to providers based on their Ofsted Inspection judgements are geared towards ensuring that all settings consider how best to create, maintain and improve their provision in order to offer the highest quality experiences for all young children. It is by doing so on a continuous basis that they can secure the best possible outcomes for all young children.

Our current data shows that 69% of our active early years & childcare providers including childminders, full day care, Sessional, Independent, maintained and non-maintained nursery provision, offering early years and childcare places have being rated by Ofsted as Good or Outstanding



The charts below show the analysis of current Ofsted inspections outcome for our active registered providers by provider type.



Ofsted Data View shows performance over time of Ofsted inspection outcomes, at a national, regional and local level. There were 81,400 childcare providers registered with Ofsted as at 31 March 2017. This is a decrease of 1% since 31 December 2016, and down 15% since 31 August 2012 when there were 96,200 providers.








As at 31 March 2017, the proportion of childcare providers on the Early Years Register judged to be good or outstanding was 93%. This is the same percentage as was seen at 31 December 2016, but is up from 74% as at 31 August 2012. This increase can be attributed to the steady rise in the proportion of providers judged good, with only a small increase in the proportion of providers judged outstanding







Year	Percentage of earlyyears providers achieving:			
	Outstanding	Good	Requires Improvement	Inadequate
2017	16%	77%	6%	1%
2016	15%	76%	8%	1%
2015	15%	70%	14%	1%
2014	12%	68%	18%	2%
2013	12%	65%	21%	1%
2012	12%	62%	25%	1%









Source: [Ofsted Data View](#) Snapshot as at 31 March 2017







Section 5: 2018 CHILDCARE SUFFICIENCY WARD PROFILE DATA









The following charts give a detailed breakdown of childcare sufficiency profile by ward level. It also identifies where potential shortfall of childcare places is being projected.







Childcare Sufficiency Data of Summer 2017 Profile – Brooklands Ward		
	Population of 2,3 and 4 year olds	895
	Number of eligible 2 year olds	109
	Number of Ofsted registered* childcare places available	640
 CHILDCARE PLACES	7 Day Nurseries 2 Maintained Nurseries 2 Pre-schools	No Independent Schools with Nurseries 12 Childminders (4 of these are offering early education and childcare)
	Quality	<ul style="list-style-type: none"> • 8% Outstanding • 63% Good • 13% Not graded • 16% Awaiting Inspection
	Do we have sufficient childcare places in this ward?	Based on our early years projections we have sufficient childcare places in this ward
	Is there a need to create more childcare places?	No


Childcare Sufficiency Data of Summer 2017 Profile – Cranham Ward		
	Population of 2,3 and 4 year olds	393
	Number of eligible 2 year olds	21
	Number of Ofsted registered* childcare places available	403
 CHILDCARE PLACES	3 Day Nurseries No Maintained Nurseries 4 Pre-schools	No Independent Schools with Nurseries 10 Childminders (4 of these are offering early education and childcare)
	Quality	<ul style="list-style-type: none"> • 13% Outstanding • 61% Good • 13% Not graded • 13% Awaiting Inspection
	Do we have sufficient childcare places in this ward?	Based on our early years projections we have sufficient childcare places in this ward

	Is there a need to create more childcare places?	No
Childcare Sufficiency Data of Summer 2017 Profile – Elm Park Ward		
	Population of 2,3 and 4 year olds	502
	Number of eligible 2 year olds	57
	Number of Ofsted registered* childcare places available	270
 CHILDCARE PLACES	2 Day Nurseries No Maintained Nurseries 5 Pre-schools	No Independent Schools with Nurseries 16 Childminders (4 of these offering early education and childcare)
	Quality	<ul style="list-style-type: none"> • 7% Outstanding • 56% Good • 19% Not graded • 19% Awaiting Inspection
	Do we have sufficient childcare places in this ward?	Based on our early years projections we have a deficit of 3 & 4 year old childcare places in this ward
	Is there a need to create more childcare places?	Yes








Childcare Sufficiency Data of Summer 2017 Profile – Emerson Park Ward		
	Population of 2,3 and 4 year olds	320
	Number of eligible 2 year olds	21
	Number of Ofsted registered* childcare places available	256
 CHILDCARE PLACES	1 Day Nursery No Maintained Nurseries 3 Pre-schools	1 Independent Schools with Nursery 5 Childminders (2 of these offering early education and childcare)
	Quality	<ul style="list-style-type: none"> • 8% Outstanding • 62% Good • 8% Inadequate • 8% Not graded • 14% Awaiting Inspection
	Do we have sufficient childcare places in this ward?	Based on our early years projections we have sufficient childcare places in this ward

	Is there a need to create more childcare places?	No
Childcare Sufficiency Data of Summer 2017 Profile – Gooshays Ward		
	Population of 2,3 and 4 year olds	754
	Number of eligible 2 year olds	122
	Number of Ofsted registered* childcare places available	444
 CHILDCARE PLACES	No Day Nursery 3 Maintained Nurseries 6 Pre-schools	No Independent Schools with Nurseries 8 Childminders (2 of these offering early education and childcare)
	Quality	<ul style="list-style-type: none"> • 24% Outstanding • 41% Good • 12% Not graded • 24% Awaiting Inspection
	Do we have sufficient childcare places in this ward?	Based on our early years projections we have a deficit of 3 & 4 year old childcare places in this ward
	Is there a need to create more childcare places?	Yes







Childcare Sufficiency Data of Summer 2017 Profile – Hacton Ward		
	Population of 2,3 and 4 year olds	336
	Number of eligible 2 year olds	16
	Number of Ofsted registered* childcare places available	321
 CHILDCARE PLACES	2 Day Nurseries 2 Maintained Nurseries 2 Pre-schools	No Independent Schools with Nurseries 22 Childminders (6 of these offering early education and childcare)
	Quality	<ul style="list-style-type: none"> • 21% Outstanding • 47% Good • 4% Requires improvement • 14% Not graded • 14% Awaiting Inspection
	Do we have sufficient childcare places in this ward?	Based on our early years projections we have sufficient childcare places in this ward









	Is there a need to create more childcare places?	No
---	--	-----------







Childcare Sufficiency Data of Summer 2017 Profile – Harold Wood Ward


	Population of 2,3 and 4 year olds	652
	Number of eligible 2 year olds	51
	Number of Ofsted registered* childcare places available	229
 CHILDCARE PLACES	1 Day Nursery 1 Maintained Nursery 3 Pre-schools	No Independent Schools with Nurseries 7 Childminders (3 of these are offering early education and childcare)
	Quality	<ul style="list-style-type: none"> • 12% Outstanding • 70% Good • 6% Not graded • 12% Awaiting Inspection
	Do we have sufficient childcare places in this ward?	Based on our early years projections we have a deficit of 3 & 4 year old childcare places in this ward
	Is there a need to create more childcare places?	Yes








Childcare Sufficiency Data of Summer 2017 Profile – Havering Park Ward







	Population of 2,3 and 4 year olds	511
	Number of eligible 2 year olds	79
	Number of Ofsted registered* childcare places available	287
 CHILDCARE PLACES	1 Day Nursery 2 Maintained Nurseries 3 Pre-schools	1 Independent Schools with Nursery 8 Childminders (4 of these are offering early education and childcare)
	Quality	<ul style="list-style-type: none"> • 15% Outstanding • 69% Good • 15% Awaiting Inspection
	Do we have sufficient childcare places in this ward?	Based on our early years projections we have sufficient childcare places in this ward


	Is there a need to create more childcare places?	No
Childcare Sufficiency Data of Summer 2017 Profile – Heaton Ward		
	Population of 2,3 and 4 year olds	628
	Number of eligible 2 year olds	74
	Number of Ofsted registered* childcare places available	585
 CHILDCARE PLACES	2 Day Nurseries 2 Maintained Nurseries 4 Pre-schools	No Independent Schools with Nurseries 8 Childminders (5 of these offering early education and childcare)
	Quality	<ul style="list-style-type: none"> • 5% Outstanding • 63% Good • 5% Requires improvement • 11% Not graded • 16% Awaiting Inspection
	Do we have sufficient childcare places in this ward?	Based on our early years projections we have sufficient childcare places in this ward
	Is there a need to create more childcare places?	No








Childcare Sufficiency Data of Summer 2017 Profile – Hylands Ward		
	Population of 2,3 and 4 year olds	389
	Number of eligible 2 year olds	28
	Number of Ofsted registered* childcare places available	255
 CHILDCARE PLACES	2 Day Nurseries 1 Maintained Nursery 1 Preschool	No Independent Schools with Nurseries 9 Childminders (4 of these offering early education and childcare)
	Quality	<ul style="list-style-type: none"> • 13% Outstanding • 44% Good • 6% Not graded • 37% Awaiting Inspection
	Do we have sufficient childcare places in this ward?	Based on our early years projections we have sufficient childcare places in this ward






	Is there a need to create more childcare places?	No
---	--	-----------










Childcare Sufficiency Data of Summer 2017 Profile – Mawney Ward		
	Population of 2,3 and 4 year olds	522
	Number of eligible 2 year olds	66
	Number of Ofsted registered* childcare places available	157
 CHILDCARE PLACES	No Day Nursery 1 Maintained Nursery 3 Preschools	No Independent Schools with Nurseries 13 Childminders (4 of these offering early education and childcare)
	Quality	<ul style="list-style-type: none"> • 10% Outstanding • 50% Good • 10% Not graded • 30% Awaiting Inspection
	Do we have sufficient childcare places in this ward?	Based on our early years projections we have sufficient 3 & 4 year old childcare places in this ward
	Is there a need to create more childcare places?	No






Childcare Sufficiency Data of Summer 2017 Profile – Pettits Ward		
	Population of 2,3 and 4 year olds	496
	Number of eligible 2 year olds	26
	Number of Ofsted registered* childcare places available	455
 CHILDCARE PLACES	3 Day Nurseries 2 Maintained Nurseries 3 Preschools	No Independent Schools with Nurseries 8 Childminders (2 of these are offering early education and childcare)
	Quality	<ul style="list-style-type: none"> • 15% Outstanding • 70% Good • 15% Not graded
	Do we have sufficient childcare places in this ward?	Based on our early years projections we have sufficient childcare places in this ward



	Is there a need to create more childcare places?	No
---	--	-----------








Childcare Sufficiency Data of Summer 2017 Profile – Rainham & Wennington Ward		
	Population of 2,3 and 4 year olds	502
	Number of eligible 2 year olds	68
	Number of Ofsted registered* childcare places available	263
 CHILDCARE PLACES	1 Day Nursery 1 Maintained Nursery 4 Preschools	No Independent Schools with Nurseries 8 Childminders (2 of these are offering early education and childcare)
	Quality	<ul style="list-style-type: none"> • 11% Outstanding • 47% Good • 37% Not graded • 5% Awaiting Inspection
	Do we have sufficient childcare places in this ward?	Based on our early years projections we have a deficit of 3 & 4 year old childcare places in this ward
	Is there a need to create more childcare places?	Yes






Childcare Sufficiency Data of Summer 2017 Profile – Romford Town Ward		
	Population of 2,3 and 4 year olds	746
	Number of eligible 2 year olds	87
	Number of Ofsted registered* childcare places available	735
 CHILDCARE PLACES	7 Day Nurseries 1 Maintained Nursery 4 Preschools	2 Independent Schools with Nurseries 6 Childminders (1 offering early education and childcare)
	Quality	<ul style="list-style-type: none"> • 25% Outstanding • 46% Good • 4% Inadequate • 8% Not graded • 17% Awaiting Inspection



	Do we have sufficient childcare places in this ward?	Based on our early years projections we have sufficient childcare places in this ward
	Is there a need to create more childcare places?	No
Childcare Sufficiency Data of Summer 2017 Profile – South Hornchurch Ward		
	Population of 2,3 and 4 year olds	610
	Number of eligible 2 year olds	74
	Number of Ofsted registered* childcare places available	452
 CHILDCARE PLACES	3 Day Nurseries 1 Maintained Nursery 4 Preschools	No Independent Schools with Nurseries 8 Childminders (3 of these are offering early education and childcare)
	Quality	<ul style="list-style-type: none"> • 6% Outstanding • 56% Good • 6% Inadequate • 6% Requires Improvement • 13% Not graded • 13% Awaiting Inspection
	Do we have sufficient childcare places in this ward?	Based on our early years projections we have sufficient childcare places in this ward
	Is there a need to create more childcare places?	No

Childcare Sufficiency Data of Summer 2017 Profile – Squirrels Heath Ward		
	Population of 2,3 and 4 year olds	510
	Number of eligible 2 year olds	35
	Number of Ofsted registered* childcare places available	318
 CHILDCARE PLACES	3 Day Nurseries 2 Maintained Nurseries 4 Preschools	1 Independent Schools with Nursery 6 Childminders (2 of these offering early education and childcare)
	Quality	<ul style="list-style-type: none"> • 6% Outstanding • 59% Good • 6% Requires Improvement • 17% Awaiting Inspection • 12% Not graded

	Do we have sufficient childcare places in this ward?	Based on our early years projections we have a deficit of 3 & 4 year old childcare places in this ward
	Is there a need to create more childcare places?	Yes

Childcare Sufficiency Data of Summer 2017 Profile – St. Andrews Ward		
	Population of 2,3 and 4 year olds	439
	Number of eligible 2 year olds	34
	Number of Ofsted registered* childcare places available	333
 CHILDCARE PLACES	2 Day Nurseries No Maintained Nurseries 5 Preschools	No Independent Schools with Nurseries 7 Childminders (2 of these offering early education and childcare)
	Quality	<ul style="list-style-type: none"> • 20% Outstanding • 53% Good • 20% Not graded • 7% Awaiting Inspection
	Do we have sufficient childcare places in this ward?	Based on our early years projections we have sufficient childcare places in this ward
	Is there a need to create more childcare places?	No

Childcare Sufficiency Data of Summer 2017 Profile – Upminster Ward		
	Population of 2,3 and 4 year olds	344
	Number of eligible 2 year olds	19
	Number of Ofsted registered* childcare places available	363
 CHILDCARE PLACES	2 Day Nurseries No Maintained Nurseries 5 Preschools	No Independent Schools with Nurseries 11 Childminders (3 of these offering early education and childcare)
	Quality	<ul style="list-style-type: none"> • 9% Outstanding • 59% Good • 14% Not graded • 18% Awaiting Inspection

	Do we have sufficient childcare places in this ward?	Based on our early years projections we have sufficient childcare places in this ward
	Is there a need to create more childcare places?	No

Further information about the current Early Years projections can be found in

https://www.havering.gov.uk/downloads/file/2803/draft_commissioning_plan_for_education_provision_2019-2023

Section 6: COMMISSIONING EARLY YEARS EDUCATION AND CHILDCARE

6.1 What we have done so far

The following are the key achievements since the publication of the Childcare Sufficiency Report 2016/2017 published:

- The take-up of the early education and childcare places for 3 and 4 year olds has continued to increase and the number of eligible 2 year olds in March 2017 was 987.
- Majority of our early education and childcare providers are delivering 30 hours free childcare, whether this is a term time offer or a stretched offer
- There is more flexibility in the system to suit working arrangements as parents now tend to take stretched offer places when assessing an early education and childcare place in full day care provision.
- Up to 38% of childminders are delivering early education and childcare places;
- The overall quality of early years providers rated by Ofsted as Good or Outstanding continues to increase.
- The number of early education and childcare providers have increased we have signed the early education and childcare provider directory and funding agreement 2017 – 2020 has increased from 144 in Summer Term 2016 to 218 in Summer Term 2017;
- The number of Schools with nursery classes delivering early education and childcare has increased from 17 nurseries in 2016 to 22 in Summer 2018;
- Support for prospective providers through the pathway of registration process continues to increase;
- 108 number of 30 hours places were created from the Early Years Capital Funding at the following sites - Towers Nursery Crownfield Nursery, James Oglethorpe Pre School and the Old school Playgroup;

6.2 Future Planning & Recommendations

We are aware that assessing the childcare market and ensuring a sufficiency of provision is both a complex and a constantly moving challenge.

The Government Policy to offer 30 hours free early education and childcare went live in September 2017. Havering put in an additional 108 places for the 30 hour offer. Demand for 30 hour places is currently estimated and is constantly under review to ensure that there is sufficient number of places to meet demand.

Analysis of childcare places for 0-4 year olds shows that across the borough there are sufficient places apart from some wards already mentioned above. We will

continue to work with providers, schools and potential providers to encourage the establishment of additional provision where this is required.

Our future planning to ensure that we meet our commissioning obligations will include the following;

- Ensure that a nursery provision is part of the space when a new free school is being delivered according to the ESFA baseline design.
- Developing new or expanding nursery provision at school sites where schools are being expanded as a result of increasing pupil numbers, including establishing new maintained nurseries in schools with high surplus capacity where there is a deficit of Early years and childcare places.
- Encouraging all early years and childcare providers to continue to assess the need of the market in their area to gauge an understanding of unmet demand;
- Working with providers to broker solutions that will deliver additional early years and childcare places needed in areas of unmet demand and provision of flexible childcare that meets the need of working parents;
- Monitor the impact of new extended entitlement (30 hours) on childcare sufficiency levels ensuring that the views and needs of parents and carers are addressed;
- Continue to support the set-up of new childcare businesses and expansion of existing provisions;
- Increasing the number of settings with a 'Good' or above Ofsted inspection judgement;
- Engaging with Schools, Childminders and Private, Voluntary and Independent (PVI) provisions to deliver more 2 year olds places and wraparound care;
- Continue to work with commercial and letting properties to develop and establish new provision especially in areas of future housing developments
- Engaging with After School Clubs and Holiday Provisions to deliver early years and childcare places to support 30 hours delivery
- Encourage all providers to advise their parents of what options they are entitled to with regards to childcare costs.
- Review practices and processes across early years provision in conjunction with the CAD Team as set out within the Havering High Need Strategy 2017 - 2022 to ensure that the needs of all children with SEND are met.

